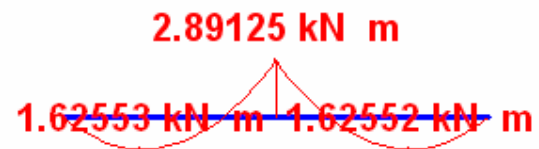
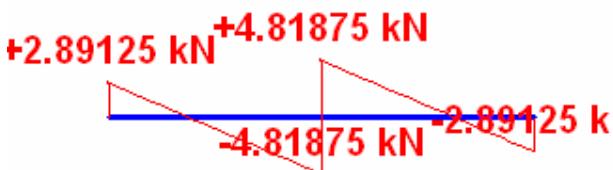
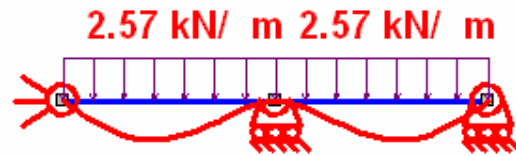
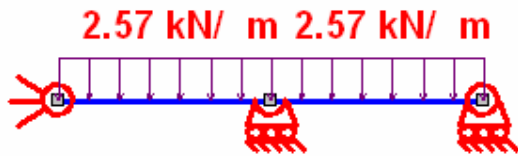


TEST SCHEDULE CASTALIA_STAT051

SOLVING	BEAM PROBLEM	SOL.SAR.STAT051
FINITE ELEMENT	SOLVER	CLEVER (SARGON ©)



Problem description:

Continuous beam (2 spans) with distributed constant load

Keywords (english): validation, benchmark, statics, finite elements, fem, solver, precision, reliability, quality control, beam, error measure

Keywords (italian): validazione, benchmark, statica, elementi finiti, fem, solutore, precisione, affidabilità, controllo qualità, travi, misura di errore

Editorial note:

Picture are from program CESCOPLUS, a plane frame program by Castalia srl. CESCOPLUS uses its own solver to compute displacement and stresses. Target values are based on theoretical values, cross check values or accepted values. Where "theoretical" values are used, target values have been computed using well known formulae and/or published results, they have absolutely *not* been taken equal to those shown in pictures, which have been obtained by CESCOPLUS (since this schedule tests Sargon, the check would have otherwise been a cross check between CESCOPLUS and SARGON). Target values equalness with picture values – if shown - is thus a consequence of CESCOPLUS precision, the assessment of which is not the main goal of this schedule. CESCOPLUS results are shown to easy the careful cheking of stress state and the understanding of the test itself. Since Sargon is a 3D program its graphical conventions about constraints are not as easy to understand as those of CESCOPLUS, that's why CESCOPLUS pictures have been used to describe the problem.

Note:

Shear area is not used, that is shear energy neglected. Dxi and Dzi are the offsets from lower Z alignment leftmost available node.

TEST SCHEDULE CASTALIA_STAT051

SOLVING	BEAM PROBLEM	SOL.SAR.STAT051
FINITE ELEMENT	SOLVER	CLEVER (SARGON ©)

GEOMETRY & CONSTRAINTS

Full Length [mm]				Constraints
6000=3000+3000	-	-	-	As shown

LOAD

Type	Value	Point of application
force distributed	2.570e+000	-
		-
		-
		-

MATERIAL

					Fe360
f_y [N/mm ²]	f_y [N/mm ²]	E [N/mm ²]	ν	α	
2.350e+002	3.600e+002	2.060e+005	3.000e-001	1.200e-005	

CROSS-SECTION

					Sezione 1
A [mm ²]	J ₂ [mm ⁴]	J ₃ [mm ⁴]	J _t [mm ⁴]	W ₂ [mm ³]	W ₃ [mm ³]
1.000e+000	1.000e+000	0.000e+000	0.000e+000	1.000e+000	0.000e+000
W _{pl2} [mm ³]	W _{pl3} [mm ³]	i ₂ [mm]	i ₃ [mm]	i _t [mm]	
1.000e+000	0.000e+000	1.000e+000	0.000e+000	0.000e+000	

OTHER DATA

TARGET VALUES vs COMPUTED VALUES

Description	T _v	T _{vK}	C _v	(C _v - T _v)	100 $\frac{T_v - C_v}{C_v}$
Shear T3, I extreme. Beam # 1. Load case # 1	2.8913e+003	Th	2.8912e+003	-9.0949e-013	-0.0000
Shear T3, I extreme. Beam # 2. Load case # 1	4.8188e+003	Th	4.8187e+003	-9.0949e-013	-0.0000
Bending M2, I extreme. Beam # 1. Load case # 1	0.0000e+000	Th	0.0000e+000	0.0000e+000	0.0000
Bending M2, I extreme. Beam # 2. Load case # 1	-2.8913e+006	Th	-2.8913e+006	0.0000e+000	-0.0000

Cv computed value

Tv target value

TvK target value kind (theoretical, cross check, accepted).

Th theoretical value

Cr cross check value (theoretical target value is not known, results obtained with a different program are used as target values).

Ac accepted value (a value which, on the basis of some argument, can be considered acceptable).

100(Tv - Cv) / Cv relative error percentage

Computational notes:

Authors: Ing. Marco Croci, Ing. Paolo Rugarli**Computed errors:** checksolvers.exe, by Castalia srl.

